



7<sup>th</sup> October 2020

Dear Parent / Carer,

I hope this letter finds you and your family well. First, I would like to say how well students have adapted to the changes we have had to introduce this term and also how well the new members of our school have settled in. It is undeniable that this has been an unusual start to a new school year, however, I have been impressed every day by how adaptable and resilient our students, your children, continue to be.

I would also like to take this opportunity to outline the home learning support that we have put in place this term, should students need to be away from school, either due to self-isolation, or should we find ourselves in a situation where a class or year group bubble may need to work from home.

### **Learning from home**

We have created a “Learning from home” section in the Parents and Students tab at the top of our website <https://bramcote.college/> which contains extra information about Century Tech and Teams.

In recent weeks students have been given logins for **Century**, which is a new online learning platform which covers English, Maths and Science at all levels. Students are currently completing diagnostic tests which act as a baseline assessment for the topics they’re currently working on; these tests will allow Century to direct students towards ‘nuggets’ of work which are pitched at the right level to be accessible to students, while still challenging them to improve. The nuggets include video clips and PowerPoints which cover the key facts, as well as knowledge checks and tests. As students work their way through different nuggets of work, they will be developing their knowledge and understanding of topics by covering areas they need more practice in, as well as revisiting areas of strength to keep it fresh in their memories. Low stakes quizzes will allow students to check their knowledge and understanding and allows Century to direct them to the next area they need to cover.

Century is currently designed to be used on computers or tablets, rather than phones because the nuggets take about 10-15 minutes to complete and are best done without the distractions of various apps found on mobile phones, which means it has some issues on phones, however, they are working on developing a more phone friendly version over the coming months. If your son/daughter forgets their login or password, please feel free to get in touch with Jo Cooper ([jo.cooper@whptrust.org](mailto:jo.cooper@whptrust.org)) who is our main contact for Century.

As well as Century, we are using Teams to make work accessible for our students from home.

- Year 7 and Year 8 have students a form group Team, which means that every subject has uploaded class work and homework to this Team so it can be easily found in just one place.
- Year 9 students have a form group Team and a ‘creative subject’ Team.
- Year 10 and Year 11 students have Teams for all of their GCSE classes.

All students have been shown how to access Teams and have started to use it regularly to access work. Students can easily access their Teams by going into their school Outlook emails and clicking on the 9 dots in the top left-hand corner of the screen and selecting Teams. Alternatively, Teams can be downloaded onto laptops, tablets and phones.

This link is a student friendly explanation about how Teams works, if a refresher is needed:

<https://www.youtube.com/watch?v=aO9LE6ZKnUM>

Naturally we are monitoring the situation with regards to Covid cases which may come up in our immediate school community, as well as the regional and national picture. We continue to work hard in school to ensure that our staff, students and their families are kept as safe as possible, which has resulted in a lot of adaptations to our normal way of working. In light of the rising number of positive Covid tests in Nottingham, we have taken the decision to ask all students and staff to wear suitable face covering in communal areas, this will not be necessary in classrooms, or outside. We are also working hard to minimise the impact of this on your children's education. As most of the work we will be setting for home learning requires computer access, we are working hard to ensure that all students have access to a computer in their home. If you are struggling with this, please let us know at school.

As we are moving swiftly towards half term and also towards Autumn and Winter when the weather is going to be getting colder and potentially wetter, we have now tested out our wet break/lunch plans, with students having access to the dining spaces during their lunch time and year group spaces at break time. However, in order to ensure social distancing, it is still important that in dry weather students are outside as much as possible during break and lunchtimes, so it is increasingly important that students have a warm and showerproof coat which they can wear at school (colour is not an issue but we do request that they small logos). Classrooms may also be colder than they would be in a normal year, as we are still working to ensure that rooms are well ventilated windows will be open, however, the heating is on, which is keeping most classrooms at a good temperature.

It is important that students have access to suitable warm clothing as a part of their PE kit. If students do not have the school ¼ zip PE jumper, or a school or DofE sweatshirt, it is still important that they are wearing a suitable warm top for PE. Students may not wear branded coloured hoodies with large logos; a plain black sweatshirt with a logo no larger than a bank card is acceptable. We hope you understand the importance of maintaining uniform standards; we are happy to support families in ensuring that all aspects of uniform are maintained.

Should you wish to discuss any of the points raised in this letter, please feel free to get in touch with me.

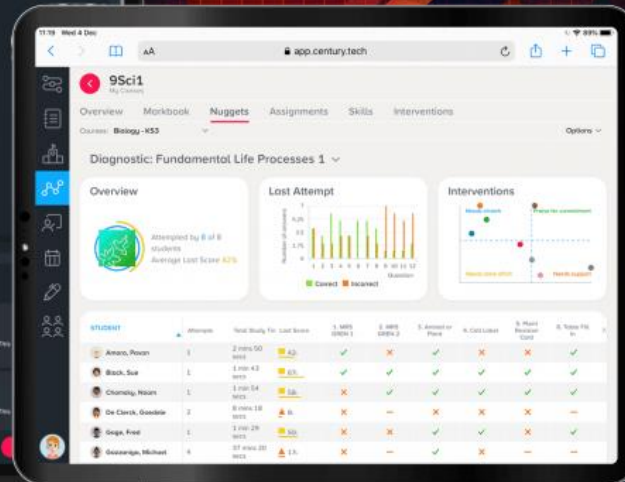
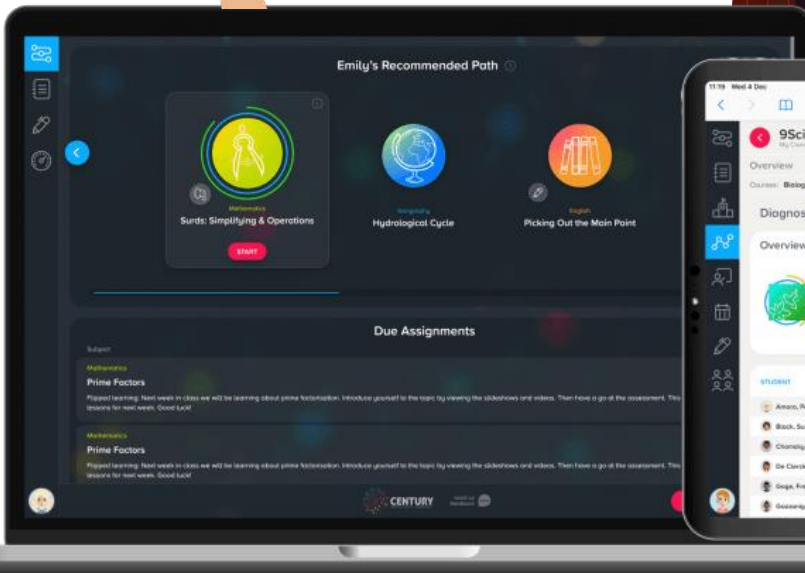
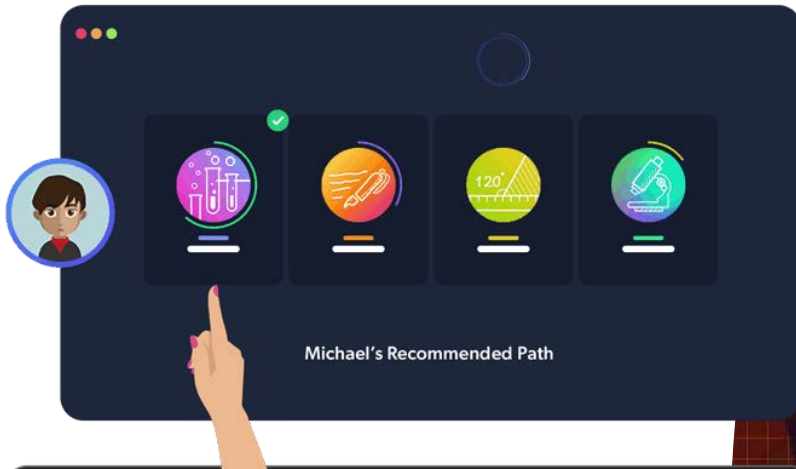
With kindest regards,

Heidi Gale  
Headteacher



# CENTURY

<https://app.century.tech/login/>



Bramcote College  
A member of The White Hills Park Trust



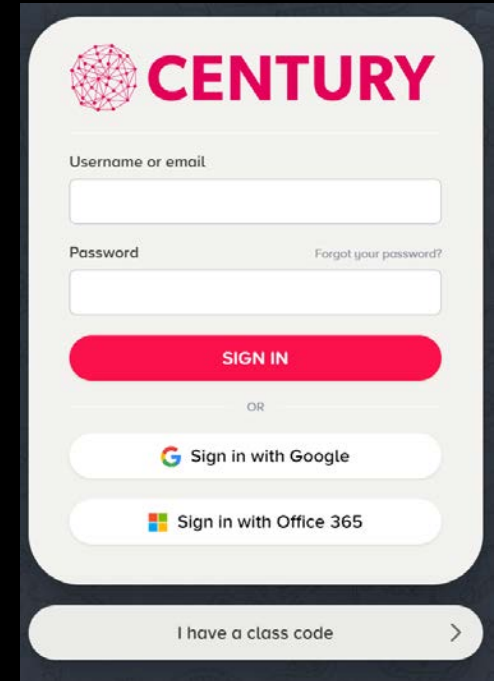
**CENTURY**  
INTELLIGENT LEARNING™

- Century Tech is an online learning platform for English, Maths and Science.
- It covers work for all year groups and at all levels.
- As students work their way through 'nuggets' of work they will be developing their knowledge and understanding of topics by covering areas they need more practice in, as well as revisiting areas of strength to keep it fresh in their memories
- Low stakes quizzes will allow students to check their knowledge and understanding and allows Century to direct them to the next area they need to cover.

# Student Century Login (stickers)

Students have been given a sticker in form time which has on it ...

- Name
- Form
- Century Login
- The default password ... this needs to be changed. As this isn't a school password, we won't have a record of it, so we encourage students to **write it down** or **make it easy to remember**.  
(We may be able to contact Century to request a reset if new passwords are lost or forgotten.)



The image shows a screenshot of the Century app login interface. At the top left is the Century logo, a red wireframe sphere. To its right is the word "CENTURY" in bold red capital letters. Below the logo is a white input field labeled "Username or email". Underneath that is another white input field labeled "Password". To the right of the password field is a link that says "Forgot your password?". Below the password field is a prominent red button with the text "SIGN IN" in white. Underneath the "SIGN IN" button is the word "OR" in small grey letters. Below "OR" are two white buttons with rounded corners. The first button has the Google logo and the text "Sign in with Google". The second button has the Office 365 logo and the text "Sign in with Office 365". At the bottom of the screen is a white button with rounded corners containing the text "I have a class code" and a right-pointing chevron symbol.





## What is CENTURY?

CENTURY is an intelligent learning platform which uses learning science, artificial intelligence and neuroscience to create adaptive learning pathways for students.

### What subjects are covered?

English, maths and science up to GCSE as well as English and maths functional skills courses.






### What does it do?

Through initial diagnostic assessments, CENTURY identifies your knowledge gaps and misconceptions and pushes relevant micro-lessons (or 'nuggets' as we call them) into your learning pathway. The pathway is adaptive and will learn how you learn. You will also be able to use CENTURY to complete assignments set by your teacher.

### Where can I get support?

If you need help, ask your teacher who can speak to the team at CENTURY.

A dark teal navigation menu with five items, each with an icon, a pink arrow-shaped label, and a description. The items are: MY PATH (person icon), MY COURSES (document icon), MY ASSIGNMENTS (pencil icon), MY DASHBOARD (clock icon), and USER PROFILE/ LOG OUT (person icon).

	<b>MY PATH</b>	Your CENTURY homepage where you can access your Recommended Path and Assignments.
	<b>MY COURSES</b>	See all your courses and search or browse for specific nuggets or strands of learning.
	<b>MY ASSIGNMENTS</b>	Nugget and task assignments appear here, as well as feedback from your teacher.
	<b>MY DASHBOARD</b>	Monitor your progress across courses. See your strengths and areas for improvement. Track the results of your assignments.
	<b>USER PROFILE/ LOG OUT</b>	Add an email address, change your username or password, select an avatar or sign out.

# MY RECOMMENDED PATH



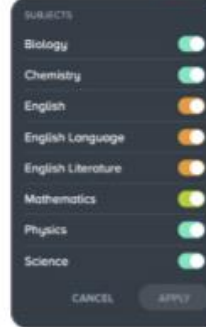
Find nuggets suggested by AI and set by teachers.

1



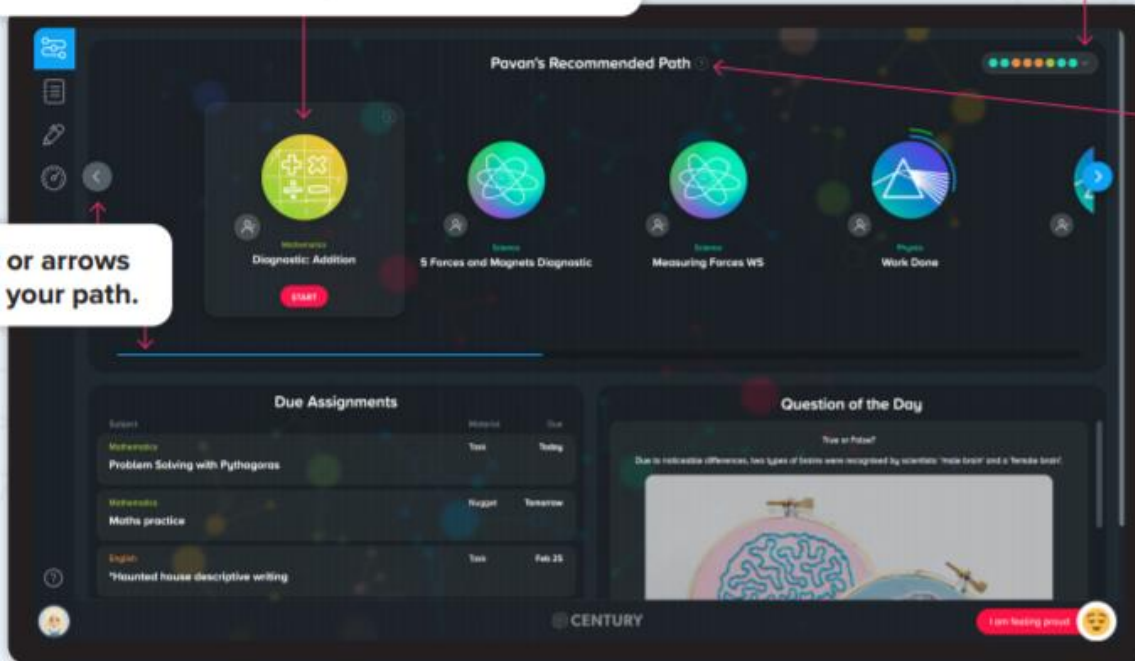
'Diagnostic' nuggets are mini assessments at the start of a topic which help CENTURY identify and then fill any gaps in knowledge or address misconceptions. If you immediately move onto another diagnostic, well done, that means you scored 100%.

2



Filter which courses you see in your path.

Use the blue bar or arrows to scroll through your path.



3

Here are the nuggets that CENTURY thinks you should study next based on how you learn best and what you've already studied:

- Diagnostic Assessment**  
Answer these questions to see how you learn best and areas for improvement.
- Set by teacher**  
Your teacher has chosen these nuggets as important for you to study.
- Focus for Improvement**  
This is a topic CENTURY thinks you can improve on.
- Memory Boost**  
It's time to revisit these nuggets to make sure you don't forget them.

Click here to see a key for the pathway symbols. Discover why a nugget is appearing in your path.

# NUGGETS

4



Nuggets are micro-lessons, created by our in-house team of qualified teachers. They contain learning material in the form of a slide show and video, and a series of questions. Press **'start'** to begin.

A screenshot of a digital learning interface. The main content area is titled "Finding Fractions of Amounts" and contains two sections. The first section is for unit fractions: "If the numerator is 1 you have a unit fraction. Divide the amount by the denominator.  $15 \div 5 = 3$ ". It shows a diagram of 15 red flowers in a 3x5 grid, with a bracket under the first column and an arrow pointing to the text " $\frac{1}{5}$  of 15 = 3". The second section is for non-unit fractions: "If the numerator is not 1 you have a non-unit fraction. Divide the amount by the denominator. Multiply by the numerator.  $15 \div 5 = 3$      $3 \times 2 = 6$ ". It shows a diagram of 15 red flowers in a 3x5 grid, with a bracket under the first two columns and an arrow pointing to the text " $\frac{2}{5}$  of 15 = 6". The interface includes a top navigation bar with "LEAVE FEEDBACK" and "Learning Material" sections. The "Learning Material" section shows a list of materials, with "Finding fractions of amounts. Remember card" selected. A "Start" button is visible at the bottom right of the main content area.

5

Toggle between revision cards and video here.

6

A screenshot of a multiple-choice question interface. The question text is "Select the correct ending to this method. When finding a fraction of an amount and the numerator is 1...". There are four radio button options: "...multiply the amount by the numerator", "...divide the amount by the denominator", "...multiply the amount by the denominator", and "...divide the amount by the numerator". A "Next question" button is located at the bottom right of the question area.

A nugget isn't a test, so you can refer back to the learning material at any time while answering the questions.



# MY DASHBOARD



7

Track your progress in nuggets and assignments via your dashboard.

Toggle to see your progress in different courses.

See all your marks in assignments here.

**My Dashboard**

Overview | Assignments

Amara, Pavan

Mathematics - Secondary - Higher

43 NUGGETS COMPLETED | 53% AVERAGE SCORE

**Average Score in Each Nugget**

**My Skills**

- 67% 1. Use and apply standard techniques
- 72% 2. Reason, interpret and communicate mathematically
- 55% 3. Solve problems with mathematics and in other contexts

**My Strengths**

- Introduction to Reflection
- Recipe Ratio 2
- Percentage Increase
- Plans and Elevations with Cuboids
- Similar Figures Proportions

**My Areas for Improvement**

- Perpendicular Bisector
- Finding 10%
- Constructing Angles (30, 45, 60, 90)
- Negative Numbers
- Percent 25%

**My Tracker**

NUGGET NAME	LAST ATTEMPT	LAST COMPLETION	LAST SCORE	BEST SCORE
Diagnostic: Number 1	25/10/2019	15%	8%	88%
Diagnostic: Algebra 1	06/01/2020	100%	76%	76%
Diagnostic: Geometry 1	25/10/2019	69%	45%	100%
Diagnostic: Number 2	25/10/2019	42%	21%	21%
Diagnostic: Probability 1				
Diagnostic: Statistics 1				
Diagnostic: Algebra 2				
Diagnostic: Geometry 2				

Learn feeling proud 🥳

See your most recent nugget attempts here.

# MY COURSES



8 Find all of your assigned courses here.

The screenshot shows a dashboard with a sidebar on the left containing icons for home, search, and profile. The main area displays a list of courses:

Course	Completion	Average Score
Biology - GCSE - Higher	7%	18%
Chemistry - GCSE - Higher	12%	38%
English - GCSE SPoG	7%	60%
English Language - FE GCSE (AQA)	8%	68%

At the bottom of the dashboard, there is a 'CENTURY' logo and a user profile icon.

9

Use the search bar to locate nuggets or browse within strands.

The screenshot shows the 'Mathematics - Secondary - Higher' course page. It features a search bar at the top right and two main sections: 'Nuggets' and 'Strands'.

**Nuggets:**

- Working with Fractions: Expressing Fractions
- Working with Fractions: Ordering Fractions
- Working with Fractions: Equivalent Fractions
- Working with Fractions: Simplifying Fractions
- Working with Fractions: Shading Fractions


**Strands:**


- Simple Addition
- Understanding Number
- Four Operations
- Working with Fractions
- Factors, Multiples and Primes
- Working with Decimals
- Introduction to Percentage (MC)
- Fractions, Decimals and Percentages
- Rearranging Decimals


At the bottom of the page, there is a 'CENTURY' logo, a user profile icon, and a 'Let's keep going' button with a smiley face icon.


# CENTURY


## TOP TIPS FOR LEARNERS

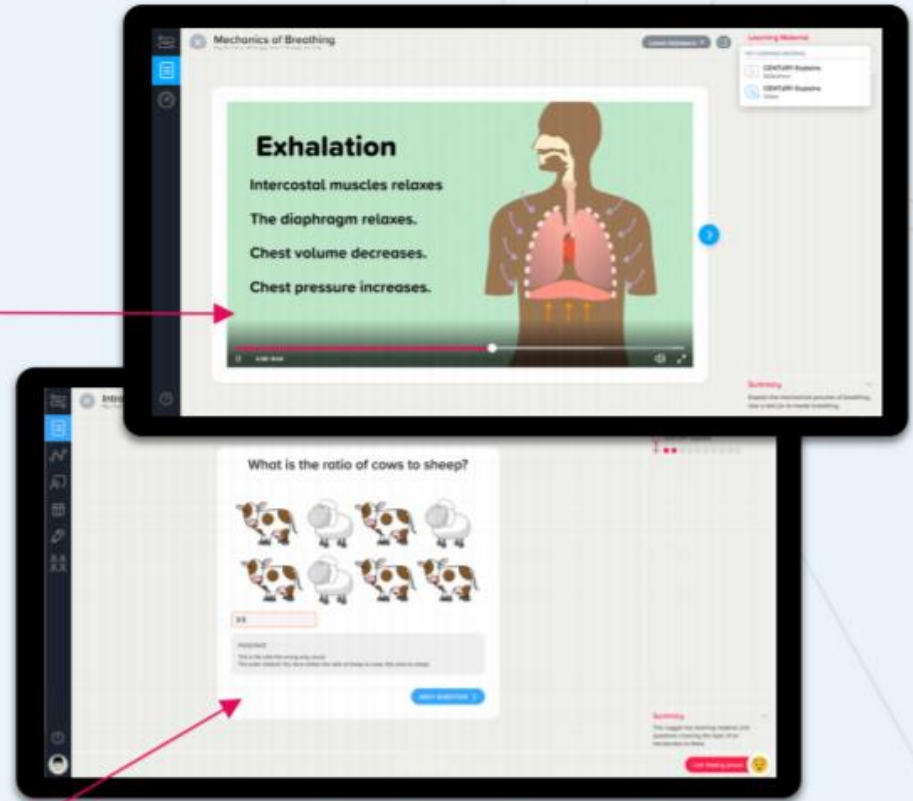
 **Make notes! Especially of new information, key words or example questions.**

 **Watch the video before answering the questions. Pause the video to answer practice questions.**

 **Mix it up! Work on nuggets in different subjects.**

 **CENTURY'S AI will work better if you do things by yourself.**

 **Revising little and often helps your brain make stronger connections.**



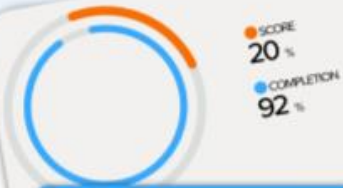
 **Stuck? Go back to the Learning Material.**

3:5

Incorrect

This is the ratio the wrong way round.  
The order matters! You have written the ratio of sheep to cows. Not cows to sheep.

**Read the feedback if you get a question wrong.**



Try Again

**Try again if you aren't happy with your score.**

# When will students use Century?

English, maths and Science are going to use Century to set “nuggets” and other tasks for homework.

They might also use it in lessons or for assessments.

Students can also work their way through nuggets for revision or just to feel more confident in English, maths or Science.

If students can't be in school for any reason, they can use Century to do English, maths and Science work at home.

Year 10 and Year 11 students will be able to use Century in their weekly study skills lessons if they don't have any workshops or specific work that has been set for them by their options teachers, or if they want to focus their studies on English, maths or Science.