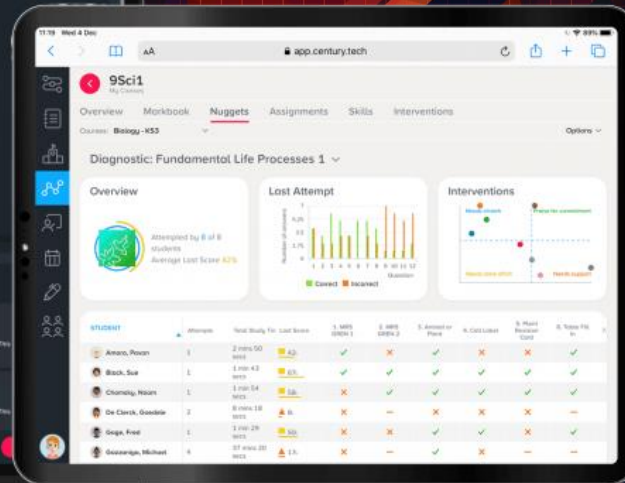
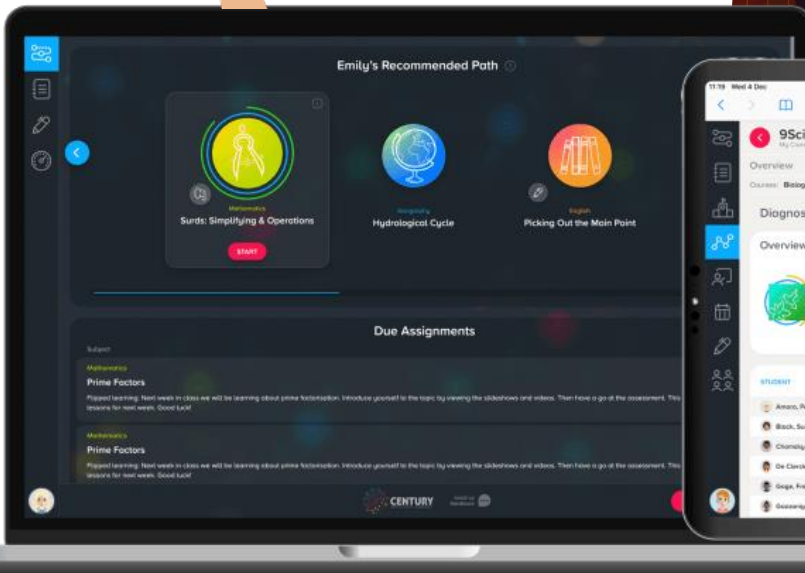
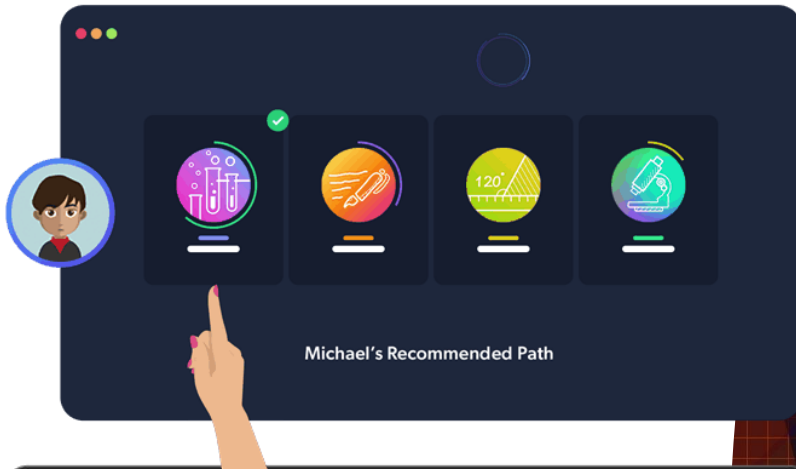




CENTURY

<https://app.century.tech/login/>



Bramcote College
A member of The White Hills Park Trust



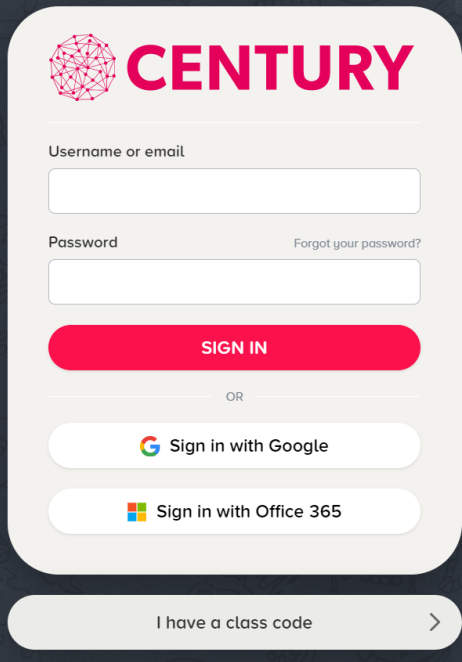
CENTURY
INTELLIGENT LEARNING™

- Century Tech is an online learning platform for English, Maths and Science.
- It covers work for all year groups and at all levels.
- As students work their way through 'nuggets' of work they will be developing their knowledge and understanding of topics by covering areas they need more practice in, as well as revisiting areas of strength to keep it fresh in their memories
- Low stakes quizzes will allow students to check their knowledge and understanding and allows Century to direct them to the next area they need to cover.

Student Century Login (stickers)

Students have been given a sticker in form time which has on it ...

- Name
- Form
- Century Login
- The default password ... this needs to be changed. As this isn't a school password, we won't have a record of it, so we encourage students to write it down or make it easy to remember.
(We may be able to contact Century to request a reset if new passwords are lost or forgotten.)

A screenshot of the Century app login interface. At the top is the Century logo, which consists of a red wireframe sphere next to the word "CENTURY" in bold red capital letters. Below the logo are two input fields: "Username or email" and "Password". To the right of the password field is a link that says "Forgot your password?". Below these fields is a red button with the text "SIGN IN" in white. Underneath the button is the word "OR" in small grey letters. Below "OR" are two more buttons: "Sign in with Google" with the Google logo and "Sign in with Office 365" with the Office 365 logo. At the bottom of the screen is a light grey button with the text "I have a class code" and a right-pointing chevron.



What is CENTURY?

CENTURY is an intelligent learning platform which uses learning science, artificial intelligence and neuroscience to create adaptive learning pathways for students.

What subjects are covered?

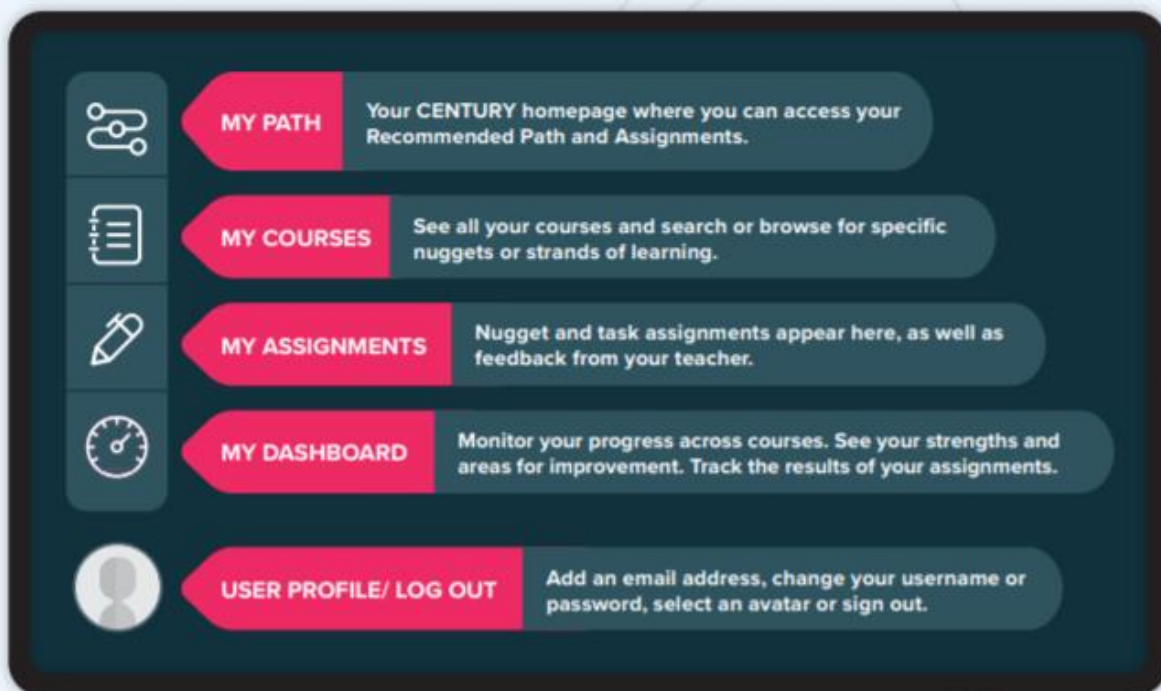
English, maths and science up to GCSE as well English and maths functional skills courses.

What does it do?

Through initial diagnostic assessments, CENTURY identifies your knowledge gaps and misconceptions and pushes relevant micro-lessons (or 'nuggets' as we call them) into your learning pathway. The pathway is adaptive and will learn how you learn. You will also be able to use CENTURY to complete assignments set by your teacher.

Where can I get support?

If you need help, ask your teacher who can speak to the team at CENTURY.



MY RECOMMENDED PATH



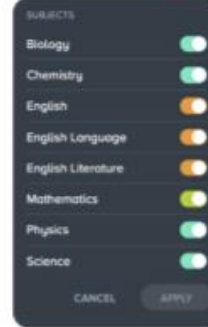
Find nuggets suggested by AI and set by teachers.

1



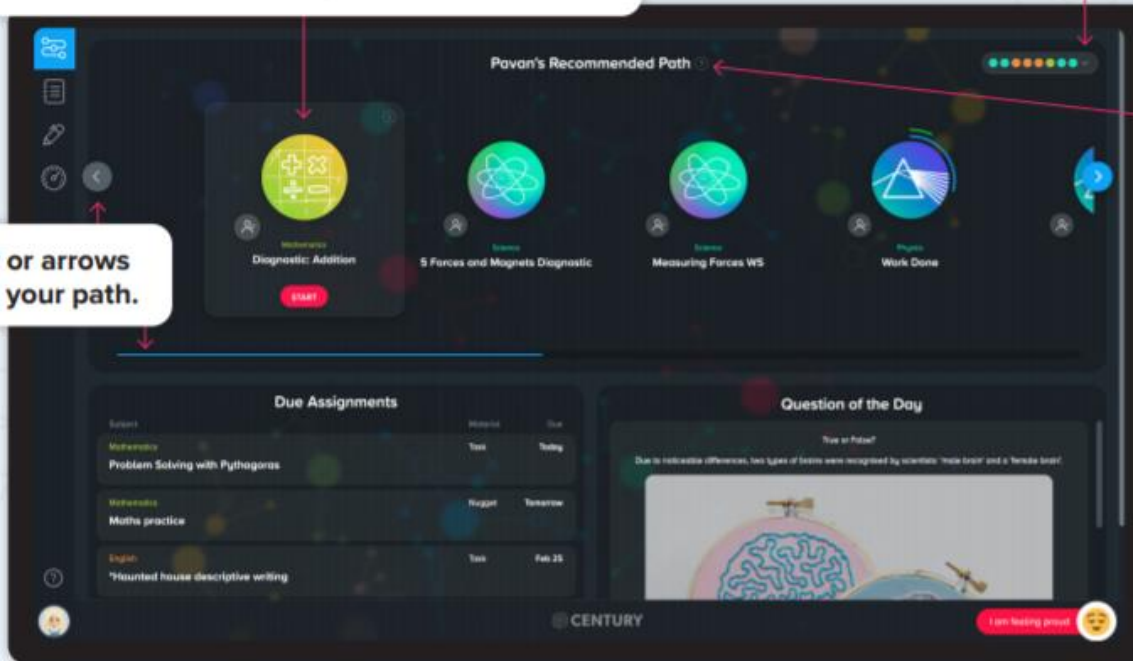
'Diagnostic' nuggets are mini assessments at the start of a topic which help CENTURY identify and then fill any gaps in knowledge or address misconceptions. If you immediately move onto another diagnostic, well done, that means you scored 100%.

2



Filter which courses you see in your path.

Use the blue bar or arrows to scroll through your path.



3

Here are the nuggets that CENTURY thinks you should study next based on how you learn best and what you've already studied:

- Diagnostic Assessment**
Answer these questions to see how your strengths and areas for improvement.
- Set by teacher**
Your teacher has chosen these nuggets as important for you to study.
- Focus for Improvement**
This is a topic CENTURY thinks you can improve on.
- Memory Boost**
It's time to revisit these nuggets to make sure you don't forget them.

Click here to see a key for the pathway symbols. Discover why a nugget is appearing in your path.

NUGGETS

4



Nuggets are micro-lessons, created by our in-house team of qualified teachers. They contain learning material in the form of a slide show and video, and a series of questions. Press 'start' to begin.

Finding fractions of amounts

My Resource View Page

LEAVE FEEDBACK

Learning Material

Choose your material

CENTURY Remember Card

Slide show

Finding fractions of amounts. Remember card

1 2 3 4 5 6 7 8 9 10

Finding Fractions of Amounts

If the numerator is 1 you have a **unit fraction**.

Divide the amount by the **denominator**.

$15 \div 5 = 3$

$\frac{1}{5}$ of 15 = 3

If the numerator is **not 1** you have a **non-unit fraction**.

Divide the amount by the **denominator**.

Multiply by the **numerator**.

$15 \div 5 = 3$ $3 \times 2 = 6$

$\frac{2}{5}$ of 15 = 6

Summary

This nugget has learning material and questions covering the topic of finding fractions of amounts.

I am feeling great

5

Toggle between revision cards and video here.

6

Select the correct option to this method.
When finding a fraction of an amount and the numerator is 1...

- ☐ ... multiply the amount by the numerator
- ☐ ... divide the amount by the denominator
- ☐ ... multiply the amount by the denominator
- ☐ ... divide the amount by the numerator

Next question

A nugget isn't a test, so you can refer back to the learning material at any time while answering the questions.

MY DASHBOARD

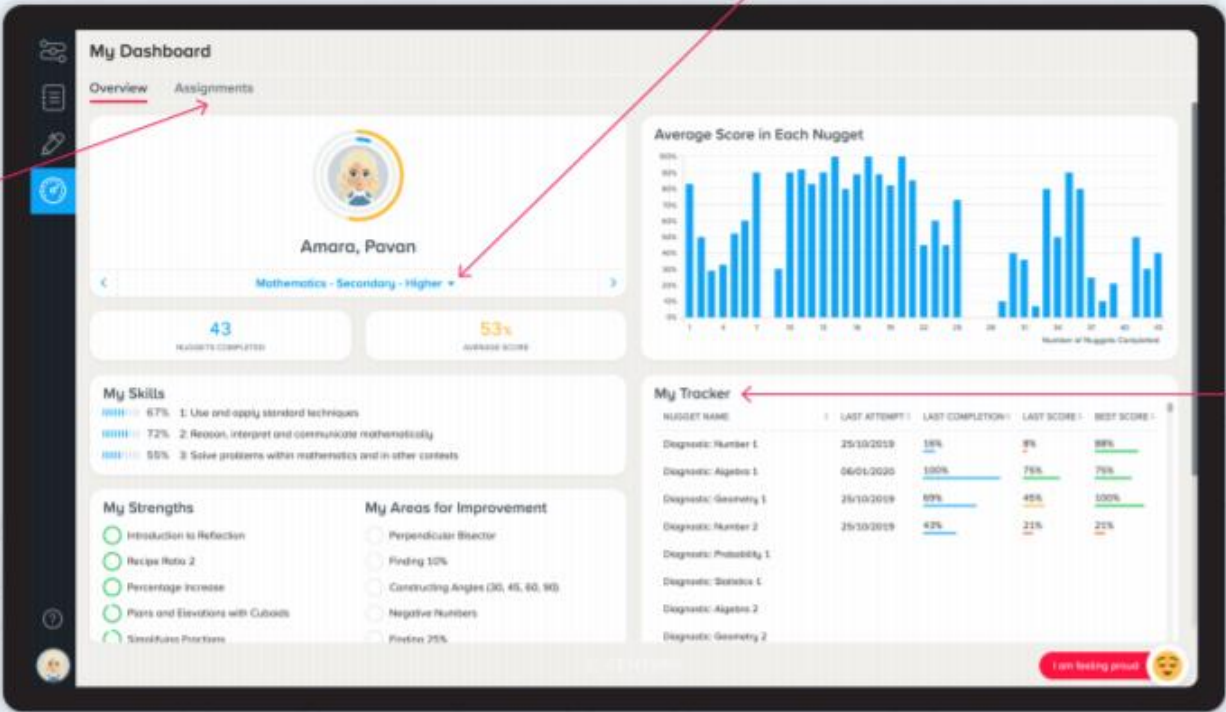


7

Track your progress in nuggets and assignments via your dashboard.

Toggle to see your progress in different courses.

See all your marks in assignments here.



See your most recent nugget attempts here.

MY COURSES



8

Find all of your assigned courses here.



9

Use the search bar to locate nuggets or browse within strands.





TOP TIPS FOR LEARNERS



Make notes! Especially of new information, key words or example questions.



Watch the video before answering the questions. Pause the video to answer practice questions.



Mix it up! Work on nuggets in different subjects.



CENTURY'S AI will work better if you do things by yourself.



Revising little and often helps your brain make stronger connections.



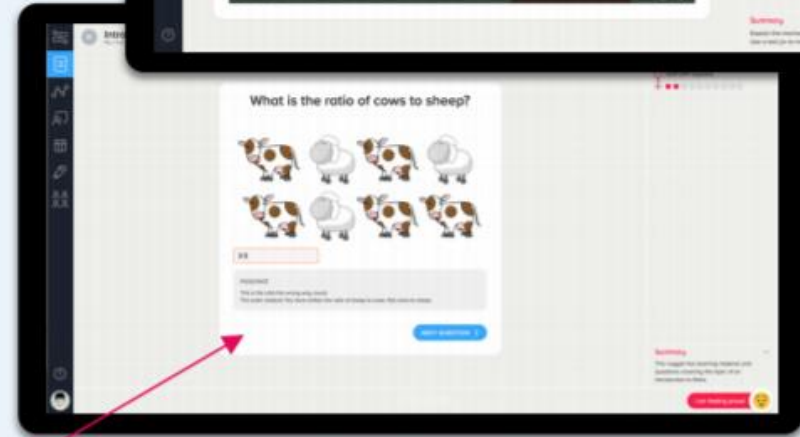
Stuck? Go back to the Learning Material.

3:5

Incorrect

This is the ratio the wrong way round.
The order matters! You have written the ratio of sheep to cows. Not cows to sheep.

Read the feedback if you get a question wrong.



Try Again



Try again if you aren't happy with your score.

When will students use Century?

English, maths and Science are going to use Century to set “nuggets” and other tasks for homework.

They might also use it in lessons or for assessments.

Students can also work their way through nuggets for revision or just to feel more confident in English, maths or Science.

If students can't be in school for any reason, they can use Century to do English, maths and Science work at home.

Year 10 and Year 11 students will be able to use Century in their weekly study skills lessons if they don't have any workshops or specific work that has been set for them by their options teachers, or if they want to focus their studies on English, maths or Science.